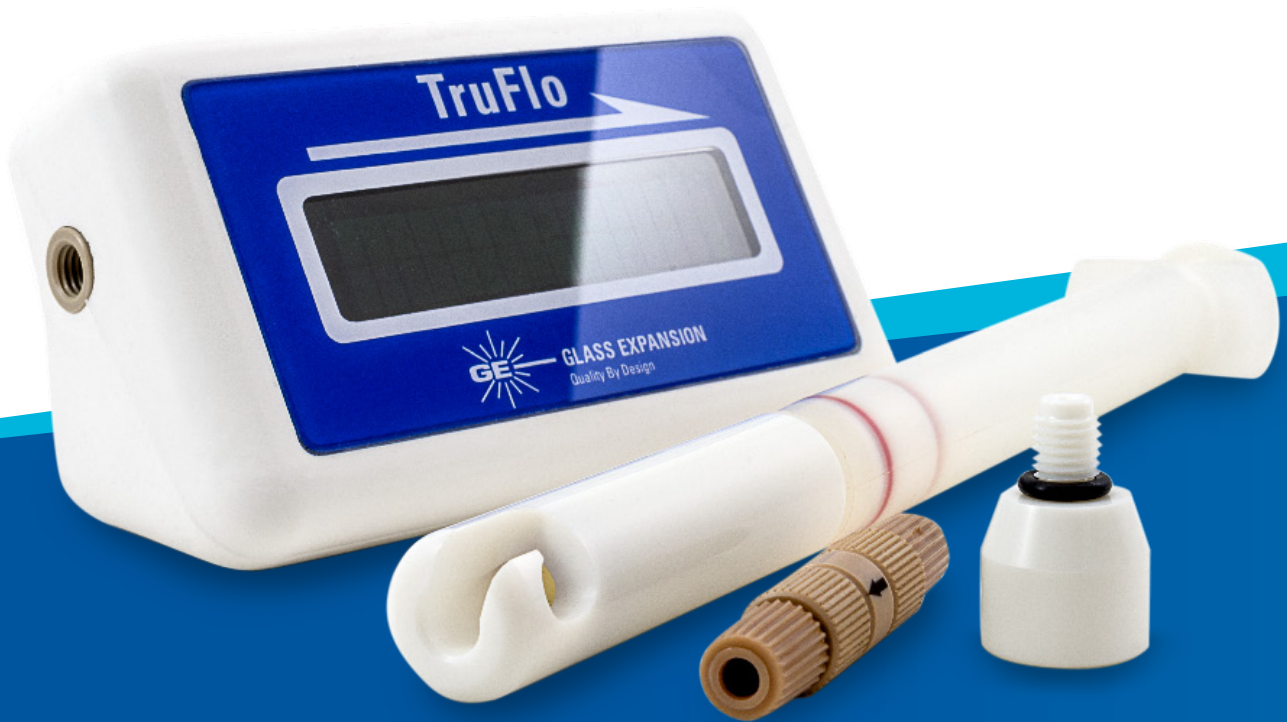


# Glass Expansion QA Kit



Enhance day-to-day reproducibility of your ICP results. The QA Kit combines the TruFlo Real-Time sample monitor with all the tools necessary to protect and maintain your ICP Nebulizer.



**GLASS EXPANSION**  
Quality By Design

[www.geicp.com](http://www.geicp.com)

The Glass Expansion QA Kit (P/N KT-1136) is a convenient package designed to drastically reduce ICP down time due to a blocked nebulizer and assure your sample introduction system is running optimally.

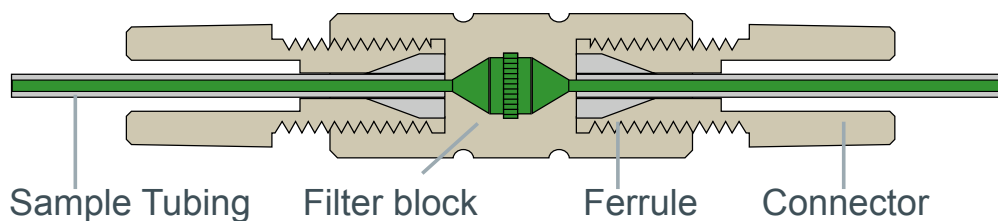
## Products

### Inline Filter

If there are particulates in your samples, there is a risk that they may get trapped in the fine channels of your sample line or within the nebulizer.

The re-usable inline filter provides a simple and effective way to eliminate the risk of a clogged nebulizer. It incorporates a 120 micron PEEK filter and is easily inserted in the sample tubing.

The purpose-built clog-resistant design is ideal for ICP samples. Any particle build-up is easily removed by back-flushing and ultrasonic cleaning. And the PEEK material is suitable for use with all of the most common ICP solutions.



## Eluo Cleaning Tool

Particle build-up in a nebulizer capillary and tip causes sample flow to be constricted, thereby reducing nebulizer efficiency and performance. Previously there was no simple way to effectively clean and unblock nebulizers. Now, blocked nebulizers can be safely and easily restored to optimum performance with the Eluo.

The Eluo is designed to efficiently deliver a cleanser through the nebulizer capillary to dislodge particle build-up and thoroughly clean the nebulizer. One simple action does it all. No more messy procedures, waiting overnight or shattered nebulizers in ultrasonic baths. Use the Eluo regularly to maintain nebulizer performance and prolong nebulizer life. Every lab should have an Eluo.

### As Easy as 1, 2, 3

1. Fill With Solvent



2. Insert Nebulizer

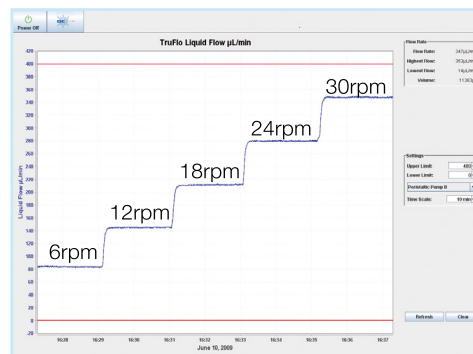
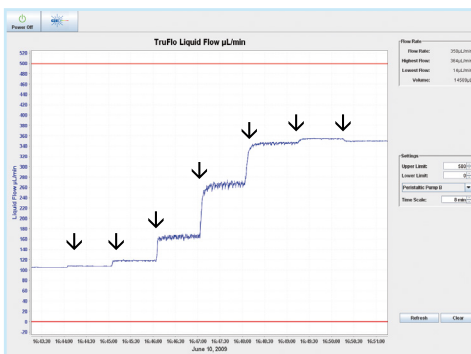
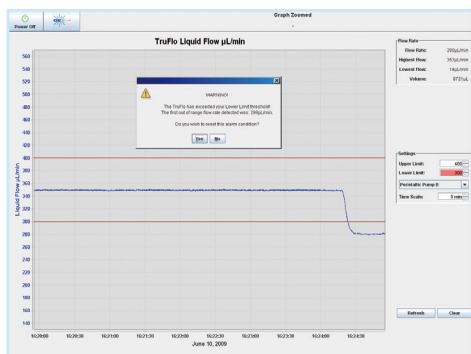
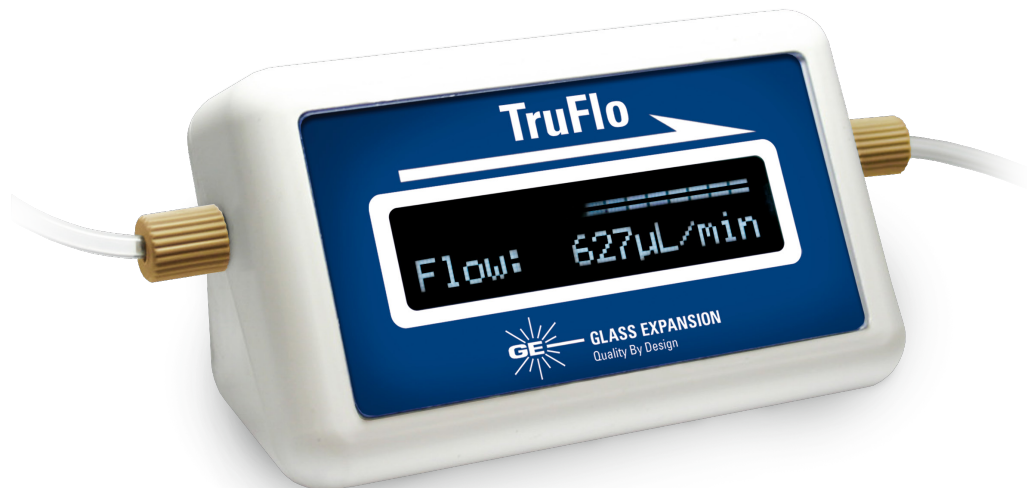


3. Clean Nebulizer



# TruFlo Sample Monitor

With the TruFlo sample monitor you have a continuous real-time display of the liquid flow to the nebulizer. The TruFlo can be used to alert the analyst when the inline filter needs to be back-flushed in addition to optimizing nebulizer conditions.



## Additional Features of the TruFlo include:

- Adjustable damping
- Settable alarm limits
- Digital display
- Recordable graph
- Range: 0 to 4mL/min
- HF resistant models available
- Can be calibrated for non-aqueous solutions

## **Nebulizer Maintenance**

To keep your nebulizer in good condition, always start and finish a run by nebulizing a mildly acidic blank solution followed by deionized water for several minutes. This ensures that sample deposits do not form inside the nebulizer when the solvent dries out.

If there are salt deposits that cannot be removed with the Eluo, we recommend the following cleaning procedure:

1. Initially flush your nebulizer with warm water using the Eluo.
2. Soak the nebulizer tip in a 25% solution of Fluka RBS-25 for 24 hours (Fluka RBS-25 is manufactured by Sigma-Aldrich, and is available from most suppliers of laboratory chemicals). Use the Eluo to make sure the Fluka solution fills the nebulizer. An initial flush of 25% Fluka using the Eluo may be required.
3. Flush 3 times with warm water using the Eluo.
4. Stubborn deposits may require an additional soaking for 2 hours with nitric acid (5% concentration).
5. Flush 3 times with warm water using the Eluo.
6. For faster drying, flush again with methanol.

## **Additional Nebulizer Maintenance Tips:**

- Do not attempt to unblock nebulizers with wires or probes. This is quite likely to damage the nebulizer.
- Do not clean nebulizers in an ultrasonic bath.
- Do not use hot water when cleaning OpalMist, PolyCon or DuraMist nebulizers.
- Never touch the nebulizer tip. Any deposit of body oils can have a detrimental effect on the performance of the nebulizer.



**GLASS EXPANSION**

Quality By Design

**Asia Pacific**

6 Central Boulevard, Port Melbourne VIC 3207  
Australia

Telephone: 61 3 9320 1111  
enquiries@geicp.com

**Americas**

31 Jonathan Bourne Drive, Unit 7 Pocasset,  
MA 02559, United States

Telephone: 508 563 1800  
Facsimile: 508 563 1802  
geusa@geicp.com

**Europe**

Friedenbachstrasse 9, 35781 Weilburg,  
Germany

Telephone: +49 6471 3778517  
gegmbh@geicp.com